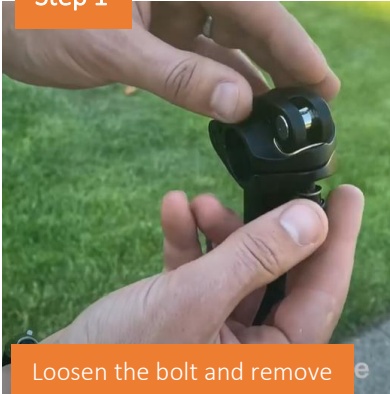



To fit the handle bars, please follow these 8 simple steps

Step 1



Loosen the bolt and remove

Step 2



Remove clamp handle & tab

Step 3




Place the handle bars exactly in the centre of the post & reinsert the clasp

Step 4



Reinsert the bolt with washer

Step 5



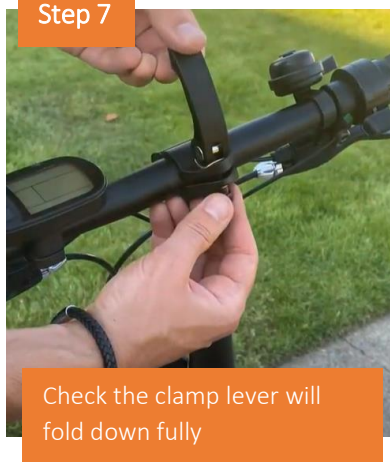
Replace the clamp handle making sure the brass washer is orientated correctly

Step 6



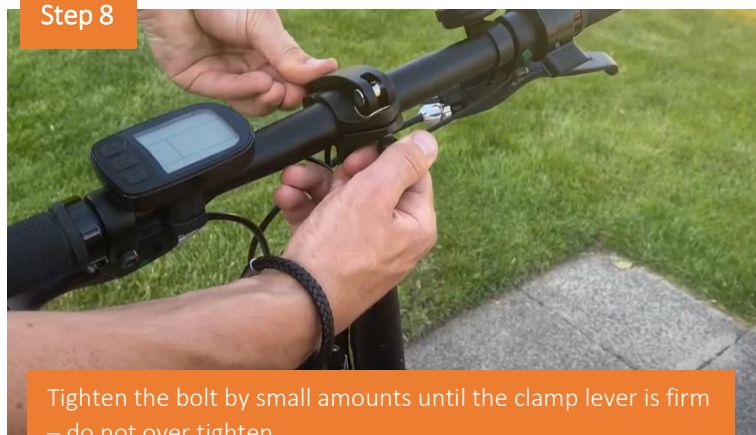
Tighten the bolt into the clamp making sure to leave some slack for later adjustment

Step 7



Check the clamp lever will fold down fully

Step 8



Tighten the bolt by small amounts until the clamp lever is firm – do not over tighten